

QUATTROLIFTS

Vacuum Lifting Equipment



CHIP OLSON

USA Sales

+1 301 748 7127

chip@quattrolifts.com

1 Wormans Mill Ct, Unit #9, Frederick MD 21701

scan for e-catalogue



For lifting: Glass, Stone, Porcelain, Insulated Panels, Marble, Acrylic, Metal, Laminates



ABOUT QUATTROLIFTS

Quattrolifts was born out of health and safety concerns for glass workers and businesses. Ricardo Carlei, the inventor of the Quattrolifts range of products, is a chiropractor who saw first hand the chronic injuries and disabilities affecting people working with glass fabrication and installation.

It was from this, together with customers wanting bigger and heavier glass installed in their homes and businesses, that the team at Quattrolifts started to design innovative machines to help reduce the risk of injury.

To great acclaim, Quattrolifts released its first machine, the Nomad 200/440, at the 2006 GlassBuild Trade Show in Las Vegas and soon followed up with the release of the Mule 300/660 in Atlanta the following year. Quattrolifts product range has grown to include more than fifteen standard machines with options and modifications that expand the range to over twenty product lines.

Most of the machines Quattrolifts have developed are the solution to the many issues glaziers and businesses face within the industry. Quattrolifts is always happy to help those in need and can develop a tailored solution to problems you may be facing with either one of our standard machines or a completely custom option.

Quattrolifts has patents issued and pending in Australia, United States, Europe, China and other countries for its various designs and attachments.

Quattrolifts will continue to develop machines and handling equipment that will help people working with glass in their shops and on-site. From our Express range that feature designs ideal for internal fit-outs and tight on-site jobs to the Vector and OMNI robots allowing up to 800kg/1800lbs capacity in awkward and difficult locations, Quattrolifts is sure to have a solution that will work for you.

INDEX

1. EXPRESS 200S / 440S + Auto Option
2. EXPRESS 200CW / 440CW + Auto Option
3. EXPRESS 150T / 330T + Auto Option
4. EXPRESS 350CWA / 770CWA
5. HORIZON MANUAL 350 / 770
6. HORIZON AUTO DRIVE 350 / 770
7. HORIZON AUTO FLIPPER-180 350/770
8. MULE 300 / 660 & MULE 500/1100
9. OMNI 550 / 1200
10. OMNI 800 / 1800
11. NOMAD 400 / 880 & NOMAD 500 / 1100
12. Vector 400-880E Powered Rotation
13. Vector 500-1100 Off Road Powered Rotation
14. Vector 600-1320XR (Xtra Reach Powered Rotation)
15. Vector 600-1320MP (Multi-Purpose Attachments)
16. Vector 800-1800
17. Vector 800-1800XR (Xtra Reach Remote Drive)
18. Vector 800-1800 Crawler
19. GLASSBOY 400 / 880
20. TESTIMONIALS



Sliding T-Slide for glazing

360° Rotation



200 kg
440 lbs

EXPRESS 200-440S

INDOOR / OUTDOOR USE

- Lifting capacity up to 200 kg / 440 lbs
- Machine weight (no vacuum cups)
Top half 32 kg / 70 lbs
Bottom half 30 kg / 66 lbs
- Manual vacuum cups
- Optional battery Powered Vacuum Pump
- Mast elevates by 250 mm / 10"
- Two adjustable vacuum cups
- Optional H Frame - 4 x Vac. Cup System for extra support on larger panels
- Panel dimensions up to 3,660 mm / 144"
- Manually rotates panels 360°
- Side-Shift included for precision installation
- Pivots panels 90° to the side for doorways
- Front castors retract for panel installation
- Puncture proof 330 mm / 13" wheels
- 1-2 person manual operation

- *Wheel Base Extendable For Better Stability*
- *Portable For On-Site Glazing*
- *Assembles In Minutes*



OPTIONS / UPGRADES



H Frame (Lifting Arm)
+ Extra Vacuum Cups
Extra Brackets



Battery Powered
Vacuum Pump



Lower Extension



Counter Weight




Window Frame Carrier



Vacuum Pads
(Curved Cups)



Vacuum Pads
(Foam Edged)



200 kg
440 lbs

EXPRESS 200-440CW

INDOOR / OUTDOOR USE

- Lifting capacity up to 200 kg / 440 lbs
 - Machine weight
without counterweights - 110 kg / 242 lbs
counterweights - 10 x 15 kg / 33 lbs
 - Manual vacuum cups
 - Optional battery powered vacuum pump
 - Mast elevates by 250 mm / 10"
 - Two adjustable vacuum cups
 - Optional H Frame - 4 x Vac. Cup System for extra support on larger panels
 - Panel dimensions up to 3,660 mm / 144"
 - Manually rotates panels 360°
 - Side-Shift included for precision installation
 - Pivots panels 90° to the side for doorways
 - Puncture proof 330 mm / 13" wheels
 - 1-2 person manual operation
- *Easily Transported Inside A Van & Assembled By One Person*
 - *Portable & Modular Glazing Machine*
 - *Fully Counterweighted Machine*
 - *Ideal For Glazing In Small Confined Areas*



OPTIONS / UPGRADES



H Frame (Lifting Arm) +
Extra Vacuum Cups
Extra Brackets



Battery Powered
Vacuum Pump



Lower Extension



Window Frame Carrier



Forward Extension



Vacuum Pads
(Curved Cups)



Vacuum Pads
(Foam Edged)



Includes:
1 x Load Arm, 1 x Mast Extension,
2 x 250 mm Vacuum Cups, 2 x Brackets



Removable
Mast Extension



360° Rotation

**150 kg
330 lbs**



EXPRESS 150-330T

INDOOR / OUTDOOR USE

- Lifting capacity up to 150 kg / 330 lbs;
Up to 100 kg / 220 lbs with Mast Extension
- Machine weight with vacuum cups removed
- Top half 18 kg / 40 lbs
Bottom half 22 kg / 50 lbs
- Manual pump vacuum cups
- Optional battery powered vacuum pump
- Removable mast extension 1,000 mm / 39"
- Two adjustable vacuum cups load arm
- Optional H Frame - 4 x Vac. Cup System for extra support on larger panels
- Panels dimensions up to 3,600 mm / 142"
- Manually rotates panels 360°
- Pivots panels 90° to the side for doorways
- Front castors retract for glazing
- Puncture proof 330 mm / 13" wheels
- 1-2 person manual operation

- *Wheel Base Extends For Better Stability*
- *Portable For On-Site Glazing*
- *Assembles In Minutes*

OPTIONS / UPGRADES



H Frame (Lifting Arm)
+ Extra Vacuum Cups
Extra Brackets



Battery Powered
Auto Vacuum Pump



Window Frame Carrier



Lower Extension




Vacuum Pads
(Foam Edged)



Forward Extension



Standard
Mast Extension
1,000 mm / 39"



Transport through small doorways

EXPRESS 350-770CWA

**350 kg
770 lbs**

INDOOR / OUTDOOR USE

- Lifting capacity up to 350 kg / 770 lbs
- Machine weight total = 530 kg / 1170 lbs including 10 x 15 kg / 33 lbs counterweights
- Powered dual rear wheel drive
- Powered Mast Tilt +/-10° with variable speed
- Battery Powered Auto Vacuum Pump
- Optional Second Vac. Pump for redundancy
- Four adjustable vacuum cups on H Frame
- Free-floating H Frame for precise installation
- Panel dimensions up to 3,600 mm / 144"
- Manually rotates panels 360°
- Side-shift included for precise installation
- Pivots panels 90° to the side for doorways
- Side shift 100 mm / 4"
- Includes 1,000 mm / 40" mast extension
- Operation Powered Driving

- *Move Glass Over Uneven Ground On Site*
- *Fully Counter-Weighted Machine*



OPTIONS / UPGRADES



Lower Extension



Forward Extension



Window Frame Carrier



Battery Powered
Auto Vacuum Pump



Vacuum Pads
(Curved Cups)



Vacuum Pads
(Foam Edged)



**350 kg
770 lbs**

HORIZON MANUAL DRIVE 350-770

INDOOR USE

- Lifting capacity up to 350 kg / 770 lbs
- Machine weight: 490 kg / 1,080 lbs
- Independant automatic vacuum pump
- Hydraulic pump lifts & tilts panels horizontally onto benches
- Four adjustable and two fixed vacuum cups
- Panel dimensions up to 3,660 mm / 144"
- Manually rotates panels 360° up to 4,500 mm / 180"
- Pivots panels 70° to the side for transport
- Turning circle: 3,000 mm / 120"
- Operation: Manual push and steer

- *Battery Powered Auto Vacuum Pump*
- *2 Hydraulic Functions*
- *Loads And Unloads Tilt Tables And Furnaces*
- *Hydraulically lifts & titls panels to horizontal*



OPTIONS / UPGRADES



Window Frame Carrier



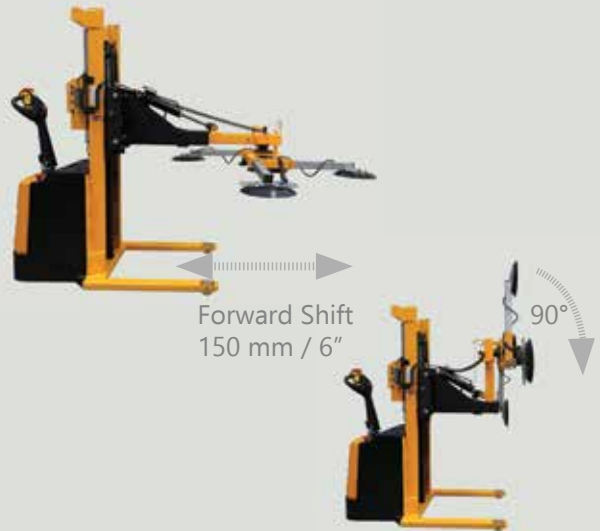
Forward Extension



Vacuum Pads (Foam Edged)



360° Rotation



Forward Shift
150 mm / 6"

90°

HORIZON AUTO DRIVE 350-770

350 kg
770 lbs



INDOOR USE

- Lifting capacity up to 350 kg / 770 lbs
- Machine weight: 670 kg / 1,477 lbs
- Powered rear drive wheel
- Independant automatic vacuum pump
- Hydraulic pump lifts & tilts panels horizontally onto benches
- Four adjustable and two fixed vacuum cups
- Panels dimensions up to 3,660 mm / 144"
- Powered side-shift: 200mm / 8"
- Powered forward extension: 150mm / 6"
- Manually rotates panels 360° up to 4,500 mm / 180"
- Pivots panels 70° to the side for transport
- Turning circle 2,900 mm / 114"

OPTIONS / UPGRADES



Window Frame Carrier

Forward Extension



Vacuum Pads (Foam Edged)

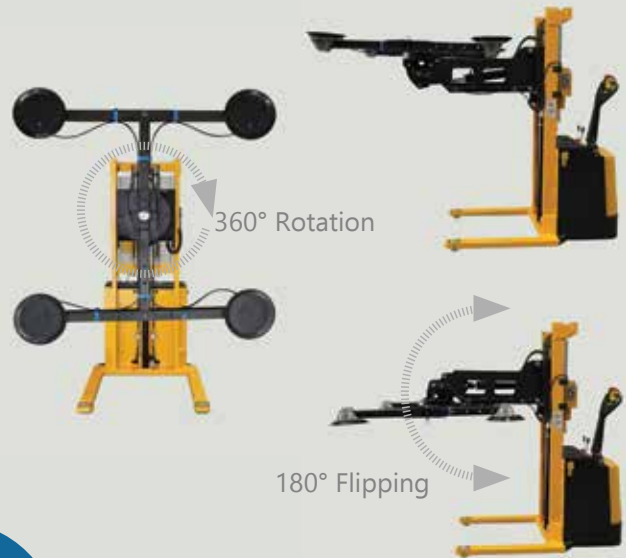
SPECIAL ORDER

Dual Pump Vacuum System

For lifting curved glass. Contact sales for more details.



- *Self-Propelled Electric Rear Drive Wheel*
- *Lifts From Horizontal To Vertical*
- *Ideal For Laying Glass / Windows On Cutting Tables, Loads Trucks, Edgework Machines & Furnaces*



**350 kg
770 lbs**

HORIZON AUTO FLIPPER 180

INDOOR USE

- Lifting capacity up to 350 kg / 770 lbs
- Machine weight: 665 kg / 1,463 lbs
- Powered rear wheel drive
- Independant automatic vacuum pump
- Four adjustable vacuum cups
- Panel dimensions up to 3,660 x 2,440 mm / 144" x 96"
- Manually rotates panels 360°
- Flips panels 180°



OPTIONS / UPGRADES



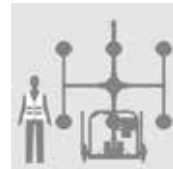
Vacuum Pads
(Foam Edged)

- *Ideal For Laying Glass / Windows On Cutting Tables, Loads Trucks, Edgework Machines & Furnaces.*
- *Hydraulically Lifts, Tilts & 180° Flips Panels*



Optional Mast Extension
1,000 mm / 39"
(Must be used with
150 kg / 330 lbs
counterweights.)

**300 kg
660 lbs**



MULE 300-660

Optional Mast Extension

INDOOR USE

- Lifting capacity up to 300 kg / 660 lbs (Optional upgrade to 500 kg / 1,100 lbs)
- Machine weight: 410 kg / 900 lbs
- Dual vacuum pump system
- Mast tilt range +8° to -3°
- Six adjustable vacuum cups
- Panels dimensions up to 3,660 x 2,440 mm / 144" x 96"
- Manual winch or optional powered winch
- Manually rotates panels 360°
- Highly manoeuvrable with steering locks on rear castors
- Castor legs adjust laterally
- Can be used with or without counterweights
- Manual push operation

- *Fraction Of The Cost Of An Overhead Crane*
- *Loads Tilt Tables*
- *Loads & Unloads Trucks & Edgework Machines*
- *Small Footprint With Counterweights*
- *Safely Load Trucks Outside The Glazing Shop*
- *Used As An Alternative To An Overhead Crane To Handle Heavy Sheets Of Glass*

OPTIONS / UPGRADES



Electric Winch

**500 kg
1,100 lbs**



Upgrade To 500 kg / 1,100 lbs with Electric Winch



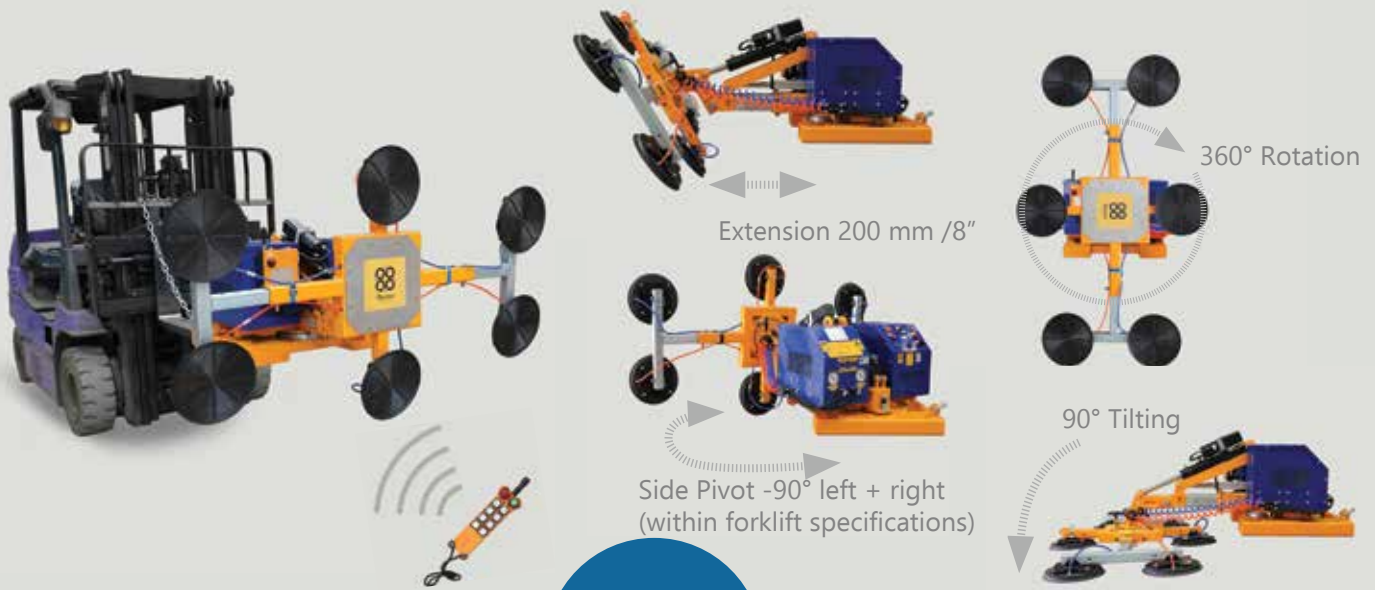
Vacuum Pads (Foam Edged)



Forward Extension Brackets



Forward Vacuum Cup Extension



OMNI 550-1200

**550 kg
1200 lbs**



INDOOR / OUTDOOR USE

- Lifting capacity up to 550 kg / 1,200 lbs
- Machine weight: 240 kg / 528 lbs
- Independent rechargeable batteries
- Dual vacuum system
- Six adjustable vacuum cups
- Wireless Remote for Vacuum Attach / Detach, Tilt and Forward Shift
- Panel dimensions up to 5,000 x 3,600 mm / 196" x 144"
- Tilt 100° Vertical to Horizontal
- Forward shift 200 mm / 8"
- Pivots panels 90° to the side (within forklift specifications)
- Manually rotates panels 360°
- Easily secures to forklift with safety chain
- Operation: 1 person with wireless remote

- *Install At Elevated Heights Using A Telehandler Or Off Road Forklift*
- *Fully Integrated And Independent Power Supply*
- *Easy To Maintain And Repair*

OPTIONS / UPGRADES



Extension Load Arms



Vacuum Pads (Curved Cups)



Vacuum Pads (Foam Edged)



**800 kg
1800 lbs**

OMNI 800-1800

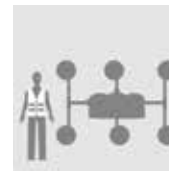
INDOOR / OUTDOOR USE

- Lifting capacity up to 800 kg / 1,800 lbs
- Machine weight: 720 kg / 1,584 lbs
- Independent rechargeable batteries
- Dual vacuum system
- Six adjustable vacuum cups
- Two remotes - One for Fork Driver & One for installer inside building

Six Degrees of Movement via Wireless Remote

Individual speed control of each movement via remote paddles

- 360° Rotation
- 300 mm / 12" Side-shift
- 30° standard side pivot left & right
- *Option for 90° side pivot under special circumstances
- Vertical lift: 300 mm / 12"
- 100° Tilt vertical to horizontal
- Forward shift: 300 mm / 12"
- Operation: 1 person with Wireless Remote
- *Install At Elevated Heights Using A Telehandler Or Off Road Forklift*
- *Fully Integrated And Independent Power Supply*
- *Easy To Maintain And Repair*



OPTIONS / UPGRADES



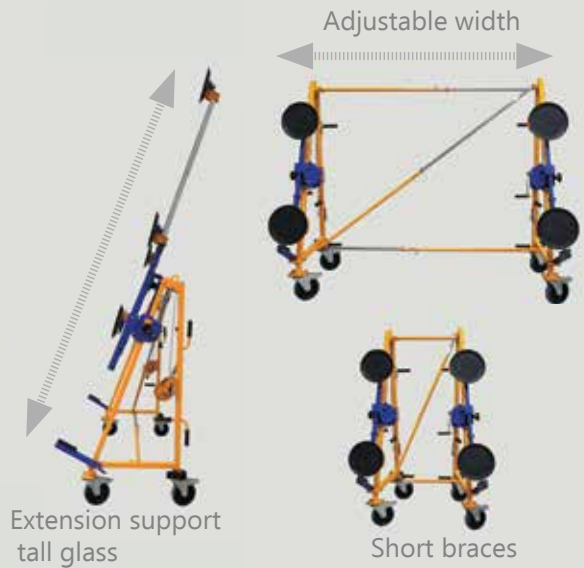
Extension Load Arms



Vacuum Pads (Curved Cups)



Vacuum Pads (Foam Edged)



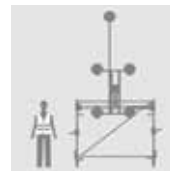
**400 kg
880 lbs**

NOMAD 400-880 with Rotating Head

INDOOR USE

- Lifting capacity up to 400 kg / 880 lbs (Optional upgrade to 500 kg / 1,100 lbs)
- Machine weight 3 x 46 kg / 3 x 100 lbs
- Vacuum system: Manual vacuum cups
- Five adjustable vacuum cups
- Panel dimensions up to 4,500 mm / 176"
- Removeable Rotator Head included
- Manually rotates panels 360°
- Side-shift for side pocket installations
- Highly manoeuvrable with lockable castors
- Optional short braces for reduced footprint
- Two person manual operation

- *Assembles In Minutes On-Site*
- *Portable For On-Site Glazing*
- *Moves Through Doorways*
- *Precise Adjustments For Installation*
- *Option to use 2 x Nomads for larger panels & increased lift capacity*



OPTIONS / UPGRADES



Glazing Guides (Included)



Lifting Capacity Upgrade

**500 kg
1,100 lbs**



Upgrade To 500 kg / 1,100 lbs



Outrigger Legs



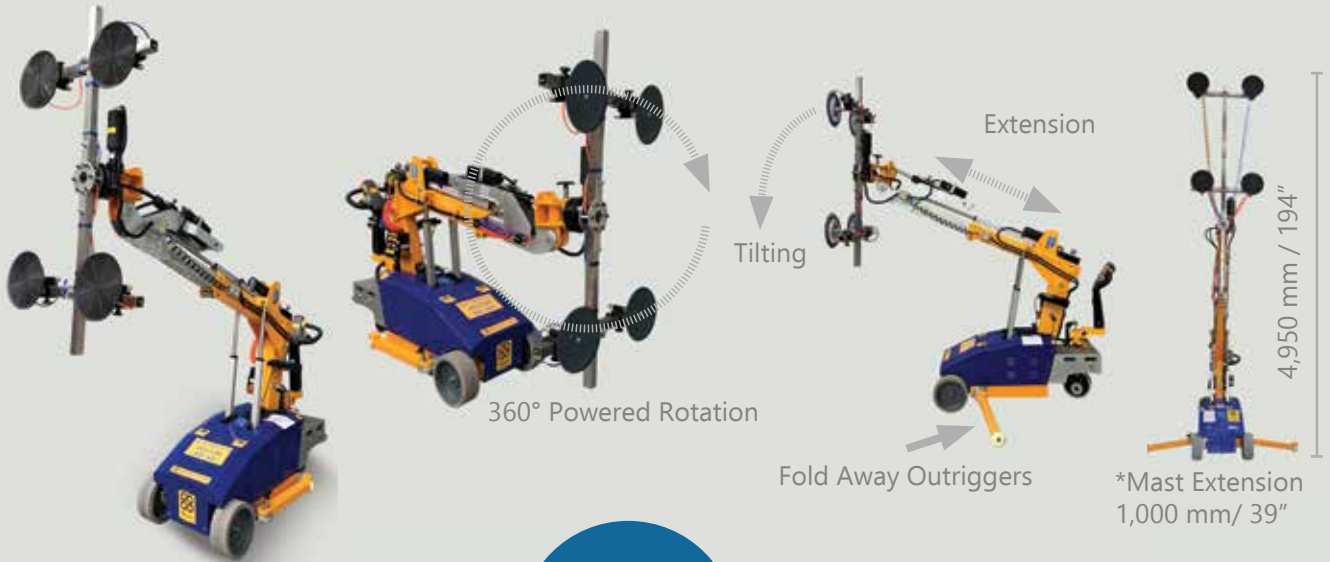
Battery Powered Vacuum Pump



Window Frame Carrier



Vacuum Pads (Foam Edged)



VECTOR 400-880E

Powered Rotation

400 kg
800 lbs

INDOOR / OUTDOOR USE


- Lifting capacity up to 400 kg / 880 lbs
- Machine Weight: 831 kg / 1,828 lbs

Five Degrees of movement via Wired Remote

- Elevation
- Forward extension
- Tilt vertical to horizontal
- 360° Rotation
- Side-shift
- Manual Left and Right side pivot 90°
- Variable Speed Dial for precision installation
- Dual vacuum system
- Four adjustable vacuum cups
- Powered rear drive wheel
- Turning circle 2,200 mm / 86"
- *Rechargeable, Robotic Glazing Machine*
- *Loads & Lifts panels from Trucks, Racks & onto bench tops*
- *Allows for 4 x In-line Vac. Cup format*
- *Outriggers for lateral stability*
- *Narrow footprint & highly maneuverable*
- *Safety alarms & sensors – Audible & Visual*
- *Highly manoeuvrable & Fits inside Site elevators*



OPTIONS / UPGRADES



Mast Extension



Front Lifting Hook



Vacuum Pads & Modified Frame (Curved Cups)



Vacuum Pads (Foam Edged)



**500 kg
1100 lbs**

VECTOR 500-1100 OFF ROAD
Powered Rotation

INDOOR / OUTDOOR USE

- Lifting capacity up to 500 kg / 1,100 lbs
- Machine Weight: 1,146 kg / 2,521 lbs

Five Degrees of movement via Wired Remote

- Elevation
- Forward extension
- Tilt vertical to horizontal
- 360° Rotation
- True side-shift at vacuum head
- Manual Left and Right side pivot 90°
- Dual vacuum system
- Six adjustable vacuum cups
- Front wheel drive with off road tread
- Optional extra front wheels
- Drives over firm uneven ground
- Narrow 800mm / 31.5" width
- Fits inside site elevators
- Highly maneuverable
- *Rechargeable, Robotic Glazing Machine*
- *Variable Speed Control Hydraulic System*
- *Hydraulic Rams For Durability With Precision*
- *Dual Vacuum Pump System*
- *Safety alarms & sensors – Audible & Visual*
- *Powered Rotation*



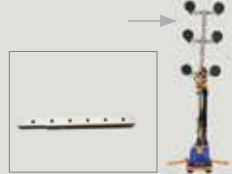
OPTIONS / UPGRADES



Upgrade To 600 kg / 1,322 lbs



Front Lifting Hook



Mast Extension



Vacuum Pads & Modified Frame (Curved Cups)



Vacuum Pads (Foam Edged)



Lifting Jib Hook Attachment



Removeable Vacuum Head & Stand



360°
Powered
Rotation

Vertical Reach
5,000 mm / 196"

Fold Away Outriggers

600 kg
1320 lbs

VECTOR 600-1320XR

Xtra Reach With Powered Rotation



INDOOR / OUTDOOR USE


- Lifting capacity up to 600 kg / 1,320 lbs
- Machine weight: 1,544 kg / 3,396 lbs
- Three Stage Boom: 2 powered & 1 manual

Five Degrees of movement via Wired Remote

- Elevation
- Forward extension
- Tilt vertical to horizontal
- 360° Rotation
- True side-shift at vacuum head
- Manual Left and Right side pivot 90°
- Dual vacuum system
- Six adjustable vacuum cups
- Front wheel drive with off road tread
- Extra front wheels
- Drives over firm uneven ground
- Narrow 800mm / 31.5" width

- *Three-stage Boom To Reach Over 5m / 196"*
- *Removable Vacuum Head with Storage Stand*
- *Lifting Jib Hook Attachment*
- *Hydraulic Rams For Durability With Precision*

OPTIONS / UPGRADES



Mast Extension

6,066 mm / 239"
To Top Of Cups
when Vertical



Lifting Hook



Dual Front Wheels



Vacuum Pads & Modified Frame (Curved Cups)



Vacuum Pads (Foam Edged)



Wireless Remote Control



Adjustable Counterweight

Vacuum Head



360° Hydraulic Rotation

Pallet Lifter



Lifting

Lifting Winch Jib



Extension

VECTOR 600-1320MP

Multi-Purpose Attachments

600 kg
1320 lbs

INDOOR / OUTDOOR USE

- Lifting capacity up to 600 kg / 1,320 lbs
- Machine Weight: 1,563 kg / 3,445 lbs incl CW's
- Wireless remote driving and steering
- Adjustable Counterweights allows for greater lift capacity when extending boom
- Interchangeable vacuum head, Forklift Tines and Winch Jib with 30mtr / 100 ft cable
- Dual vacuum system
- Six adjustable vacuum cups
- Wireless remote control with spare wired remote

Seven Degrees of movement via Wireless Remote

- Elevation
- Forward extension
- Tilt vertical to horizontal
- 360° Rotation
- True side-shift at vacuum head
- Side pivot left & right
- True Vertical Shift with Auto Gyro
- Variable Speed for precision installation
- Front wheel drive with off-road tread
- Optional extra front wheels
- Drives over firm uneven ground
- Narrow 800mm /31.5" width
- Adjustable Counterweight To Increase Lifting Capacity
- Forklift Tynes For Pallets With Auto Gyro
- Robotic Glazing Machine
- Hydraulic Rams For Durability With Precision
- Wireless Remote Steering & Driving
- True vertical shift 150mm / 6"



OPTIONS / UPGRADES



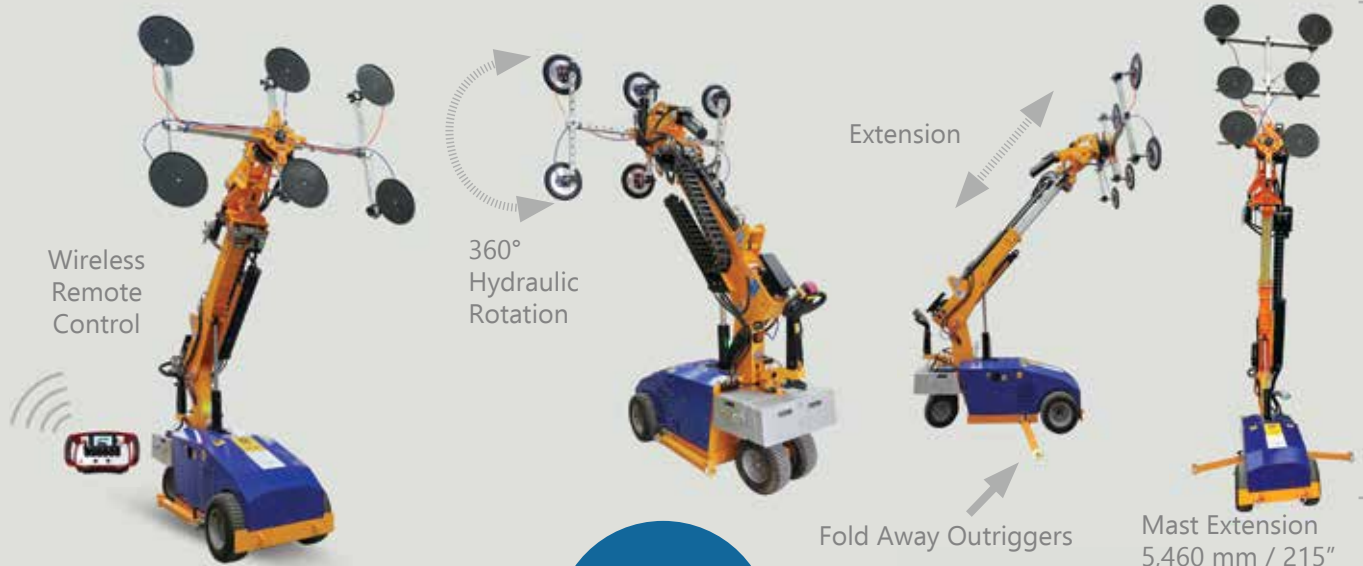
Dual Front Wheels



Vacuum Pads & Modified Frame
(Curved Cups)



Vacuum Pads (Foam Edged)



VECTOR 800-1800

**800 kg
1800 lbs**

INDOOR / OUTDOOR USE

- Lifting capacity up to 800 kg / 1,800 lbs
- Machine total weight: 1,850 kg / 4,070 lbs;
- Wireless remote control with spare wired remote

Six Degrees of movement via Wireless Remote

- Elevation
- Forward extension
- Tilt vertical to horizontal
- 360° Rotation
- True side-shift at vacuum head
- Side pivot left & right
- Variable Speed for precision installation
- Six adjustable vacuum cups
- Dual vacuum system
- Front wheel drive
- Optional extra front wheels
- Drives over firm uneven ground
- Narrow 900mm / 35" width
- *Dual Pump Vacuum System As A Safety Feature*
- *Hydraulic Rams For Durability With Precision*
- *Remote Control Allows For Precise Glass Movement*
- *400mm / 16" Wheels All Round Is Ideal For On-Site Work*
- *Robotic Glazing Machine*



OPTIONS / UPGRADES



Dual Front Wheels



Front Lifting Hook



Vacuum Pads & Modified Frame (Curved Cups)



Vacuum Pads (Foam Edged)



360°
Hydraulic
Rotation



Boom Extension
4,924mm/ 193.8"



Both Wired & Wireless Remote Controls



Fold Away Outriggers

VECTOR 800-1800XR

Xtra Reach Remote Drive

800 kg
1800 lbs



INDOOR / OUTDOOR USE

- Lifting capacity up to 800 kg / 1,800 lbs
- Machine Weight: 2,270 kg / 4,994 lbs
- Wireless remote driving and steering
- Two Stage powered boom:
- Six adjustable vacuum cups

Nine Degrees Of Powered Movement via Wireless Remote

- Forward & Reverse driving
 - Left & Right steering
 - Elevation
 - Forward extension
 - Tilt vertical to horizontal
 - 360° Rotation
 - True side-shift at vacuum head
 - Side pivot left & right
 - True Vertical Shift
- Narrow 900mm / 35" width
 - Optional extra wheels on the front
 - Operation: wireless remote driving & steering
- *Dual Pump Vacuum System As A Safety Feature*
 - *Hydraulic Rams For Durability With Precision*
 - *Variable Hydraulic Speed Allows Micro Movement*
 - *450mm / 18" Wheels All Round Ideal For On-Site Work*
 - *Robotic Glazing Machine*
 - *Both Wired & Wireless Remotes*
 - *Heavy Duty Outriggers For Stability*

OPTIONS / UPGRADES



Dual Front Wheels



Lifting Hook



Vacuum Pads & Modified Frame
(Curved Cups)



Vacuum Pads (Foam Edged)





*Optional Hydraulic Winch
With 1,000mm / 330ft Cable

*Optional With Glassboy

VECTOR 800-1800 CRAWLER

**800 kg
1800 lbs**

INDOOR / OUTDOOR USE

- Lifting Capacity up to 800 kg / 1,800 lbs
 - Machine Weight: 1,945 kg / 4,288 lbs
 - Wireless remote operation of boom & driving
 - Adjustable machine width from 780mm / 30.5" to 1,150mm / 45"
 - 10 kW gasoline B & S engine
 - 4 kw AC Motor 240 V for indoor use
 - Three stage boom reaching to 5000 mm / 196"
 - Boom Working Angles: + 60° to - 30°
 - Drive Speed: 1.8 kmh (1.2 mph) up to 15° incline
 - Operating Temperature: -0°C / 32°F to 40°C / 104°F
 - Electric Key Start
 - Dual 230 mm / 9" Rubber Track
 - Vacuum System: Optional Glassboy
 - Optional Hydraulic Winch with 100M / 330ft cable
 - Optional Side Slew: total 50° (25° left and right)
-
- Working Radius With Jib: 4200mm (165")
 - Hook Height Max. With Jib: 5000mm (196")
 - Boom Side Slew: + 25° And - 25
 - Optional Hydraulic Winch
 - Optional Vacuum Glassboy



OPTIONS / UPGRADES



Glassboy



Vacuum Curved Pads For Glassboy



Vacuum Pads (Foam Edged)



360° Rotation




* Option For Wireless Remote Control



*Upgrade the lifting capacity to 600 kg / 1,320 lbs.
Glassboy 600-1320

GLASSBOY 400-880

**400 kg
800 lbs**




INDOOR / OUTDOOR USE

- Lifting capacity up to 400 kg / 880 lbs
- Machine weight: 56 kg / 123 lbs
- Below-the-hook vacuum lifter
- Dual vacuum system
- WLL upgrade to 600 kg / 1,320 lbs
- Audible & visual safety alarms & sensors
- Four adjustable vacuum cups
- Horizontal or vertical in-line cup format
- Manually rotate panels 360°
- Manual tilt panels to 90°
- Short lifting lug, handles larger panels under low ceilings

OPTIONS / UPGRADES



Upgrade To 600 kg / 1,320 lbs



Extension Arms



Wireless Remote Control



Vacuum Pads (Curved Cups)



Vacuum Pads (Foam Edged)

- *Below-The-Hook Vacuum Lifter*
- *Dual Vacuum System*
- *In-line Vacuum Cups*

TESTIMONIALS

Ross Torr – Clean View Windows, VIC, Australia

"Would just like to say that we have owned a Quattrolifts Express 200/440CW which we bought from you approximately 6 weeks ago, this machine is better than you told us, as a Director of the business, I am always worried about OH&S and this machine lifts everything plus more! Also thanks very much for the after sales back up service you have given us, coming back to explain the machine to my staff was fantastic and they have all commented on what you showed them. Once again I am happy for you to show this to any of your customers in our area."

James Bringle – Empirehouse, Minnesota

"We have used the Nomad and it worked great! We had a project that required 4 - 5 guys to handle some very tall double glazed units, we used the Nomad with 2 men to handle the glass. We then had to rotate the glass because it was upside down on the truck. My 2 guys that used the Nomad were very impressed at how easy they could move and rotate the glass. We will be using it a lot."

Dean – Deluxe Glass, WA, Australia

Received the new Express 200/440S on Friday last week, used it a few times already – works great. I don't think I will be returning it!!

Matt Abbate – Golden Strip Glass SC USA

"The wheels worked perfect for terrain out there. We got 9 pcs set in about 5 hours of total work (doesn't include setup time and testing out the first piece). The most important part is I got 9 pcs set without any broken backs or glass. They'll be fresh and ready to set more tomorrow. FYI this glass is 1 1/16" thick insulated units averaging about 50" x 144", 385 lbs and about 40" off the ground."

Ron Houben – Exceed, New Zealand

"Just to let you know we have used the Quattrolifts Express 150/330T a number of times now and are finding it ideal for servicing of large sliding doors. In the new year I will start to promote and hire it to the rest of our group and suspect there will be a number that will want to purchase one for themselves."

Rob Crosier – Managing Director, Crosier Glass

"Having 4 employees and no over head cranes, the Quattrolifts Nomad has been a great help. It saves the back breaking and the ease is brilliant."



Save Time | Save Money | Prevent Work Place Injuries



www.quattrolifts.com